










» "k" sesi bulunan varlıkları işaretleyelim.

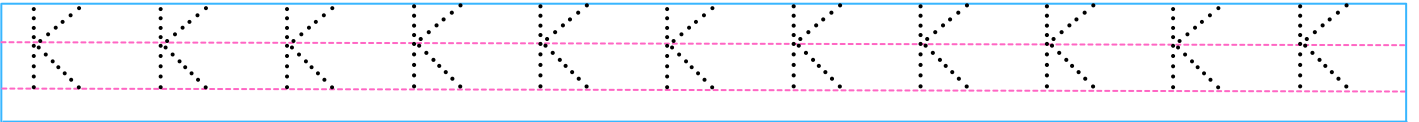
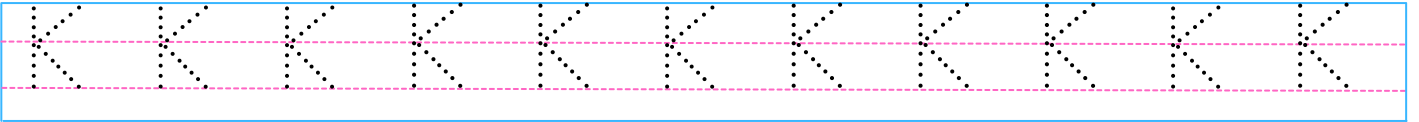
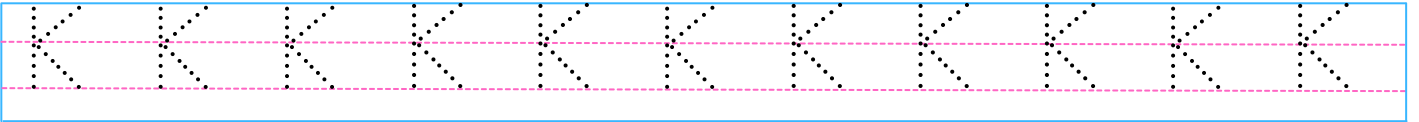



» "k" sesi ile başlayan varlıkları boyayalım.

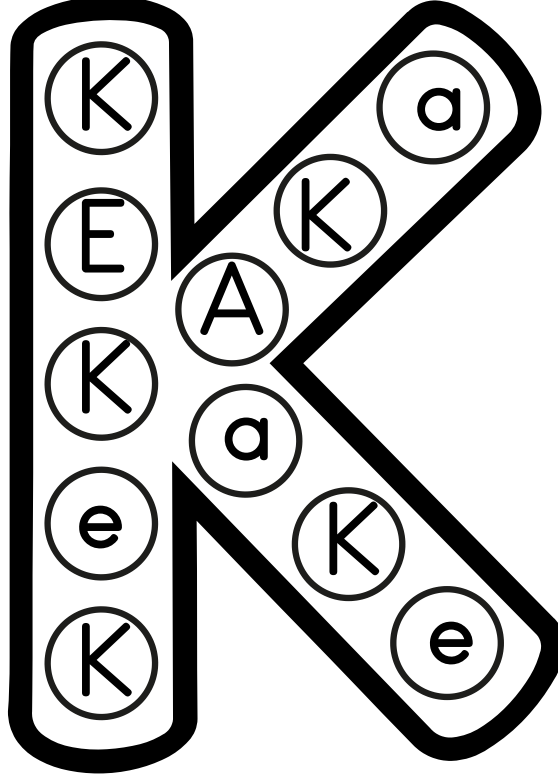


» "k" sesi başta ise baştaki, ortada ise ortadaki, sonda ise sondaki yuvarlağı işaretleyelim.

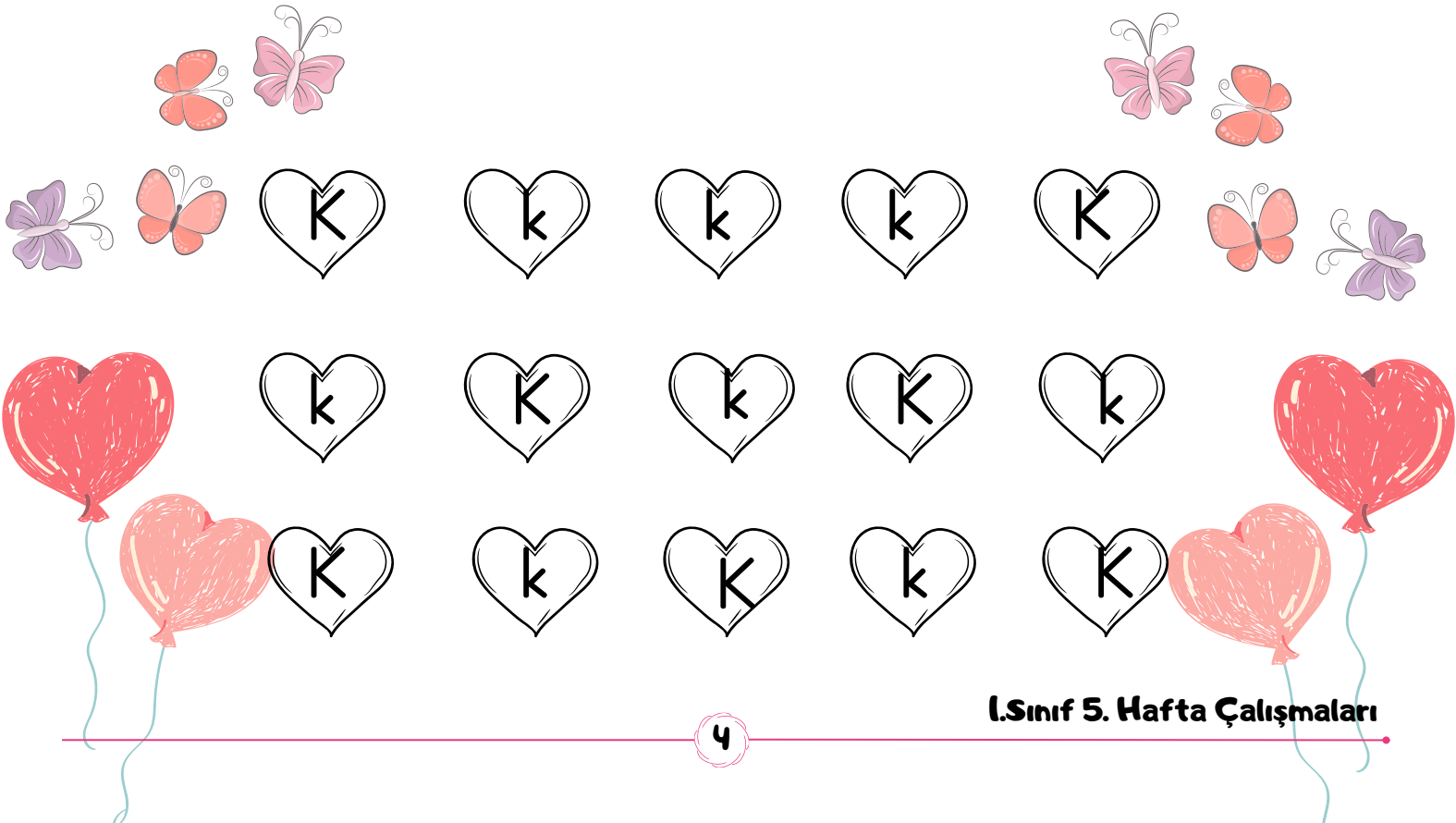


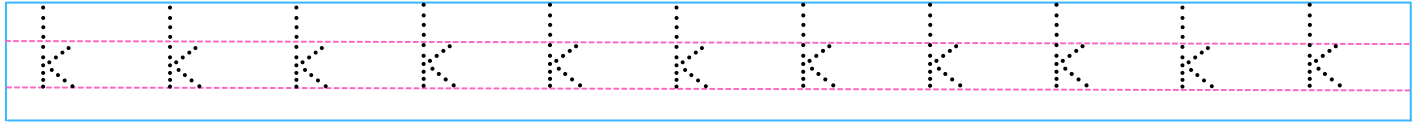
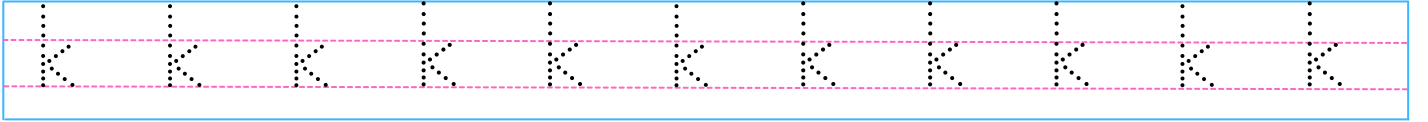
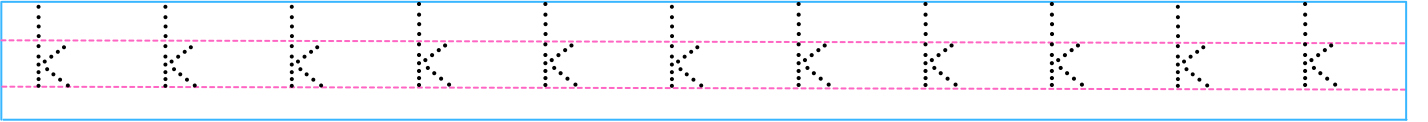



» "K" sesi bulunan daireleri boyyalım..

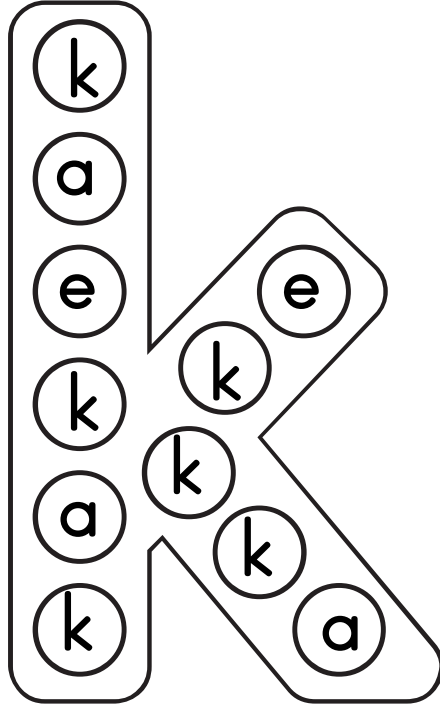


» "K" sesi bulunan kalpleri boyyalım.





» "k" sesi bulunan daireleri boyyalım.



» "k" sesi bulunan kulübeleri işaretleyelim.



e

k

ek ek ek ek ek

ek

ek

a

k

ak ak ak ak ak

ak

ak

k

e

ke ke ke ke ke

ke

ke

k

a

ka ka ka ka ka

ka

ka

ke

k

kek kek

kek kek kek

kek



ka

l

kal kal kal kal

kal

kal

kal

k

kalk kalk

kalk

kalk



ek le

ekle ekle ekle

ekle

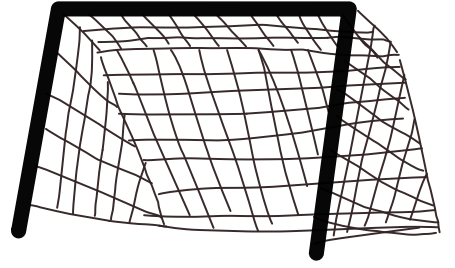
ekle

ka le

kale kale

kale

kale




e lek

elek elek

elek

elek



Lale kek al.

Lale elek al.

Kalk Ela kalk.

Ela elekle ele.

Ela elek al, ele.

LALE

Ela ek.

Ela lale al.

Ela 2 lale ek.

Ela lale ek, elle.



ELA

Ela kalk.


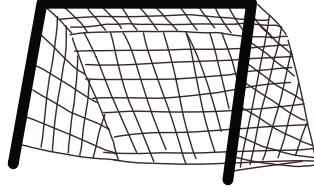

Kalk Ela kalk.

Ela 2 kek al.

Ela kalk 2 kek al.



» Görsellerin altına isimlerini yazalım.



» 3 rakamını yazalım.

3 3 3 3 3 3 3 3 3

3 3 3 3 3

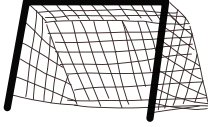
3

3

➤ Aşağıda harfleri karışık verilen varlıkların isimlerini yazalım.




k	k	e
---	---	---




l	e	k	a
---	---	---	---



a	k	l	k
---	---	---	---



e	l	k	e
---	---	---	---



K	A	L	E	C	A	T
E	N	E	L	E	K	M
L	S	T	S	N	A	E
E	I	R	H	T	B	K
K	E	K	D	L	B	A
U	K	A	L	K	K	L
E	K	L	E	N	E	S

KEK

KAL

KELEK

ELEK

EK

AK

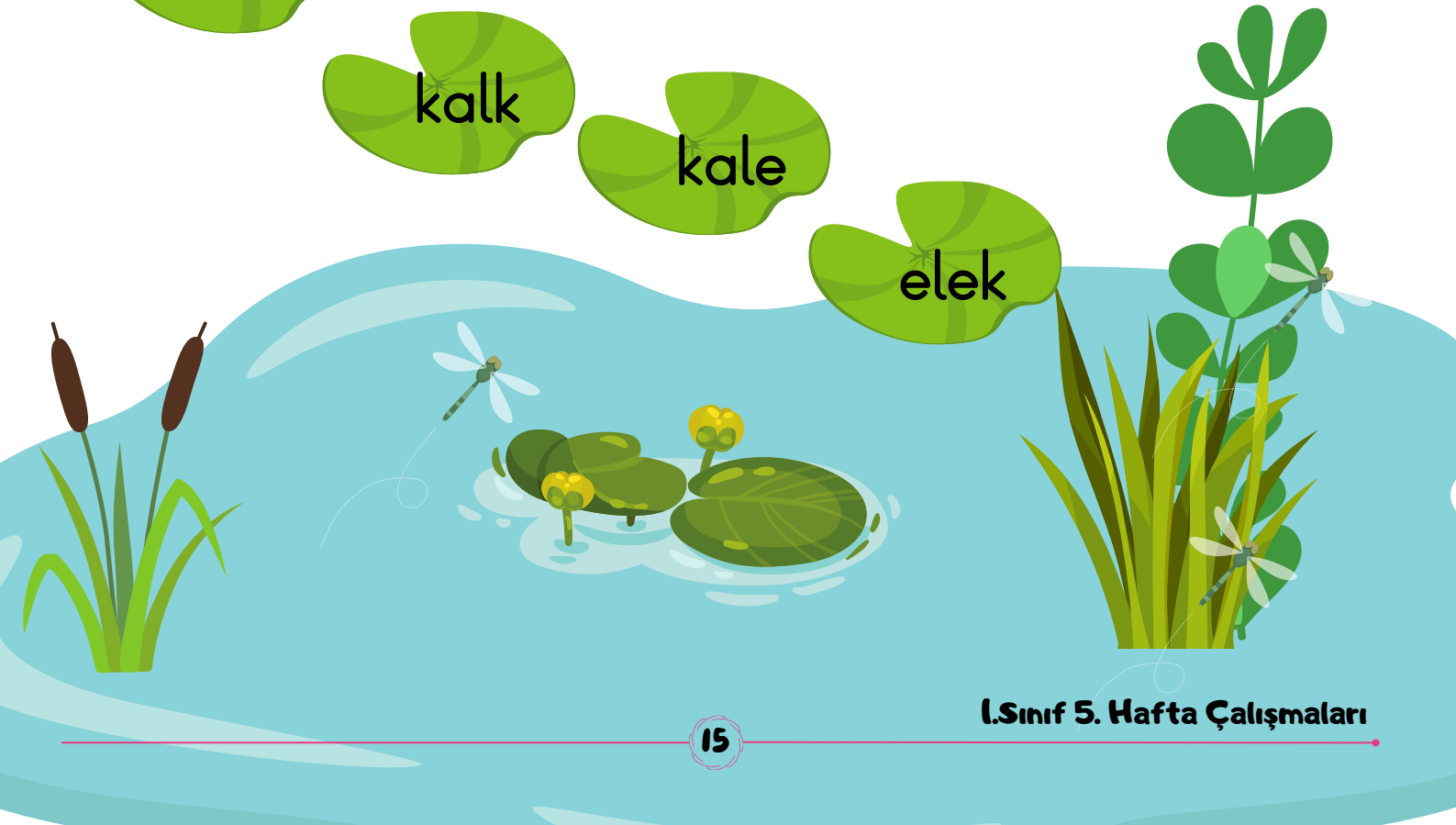
EKLE

KALE


KALK




➤ Aşağıdaki heceleri ve kelimeleri üç kere okuyalım.



» Okuyalım ve boyayalım.



» Aşağıdaki heceleri ve kelimeleri üç kere okuyalım.



Ek

Ela ek.

Ela lale ek.

Ela 2 lale ek.

Ela lale ek.

Ela ek.

Ek.



Lale

Lale kalk.

Lale kalk, kek al.

Lale kalk, 2 kek al.

Lale kalk, kek al.

Lale kalk.

Lale.



Elle.

Ela elle.


Ela elek elle.

Ela elekle kek elle.

Ela elek elle.

Ela elle.

Ela.



Al.

Ela al.

Ela lale al.

Ela lale, kek al.

Ela 2 lale, 1 kek al.

Ela lale, kek al.

Ela lale al.


Ela al.

Al.

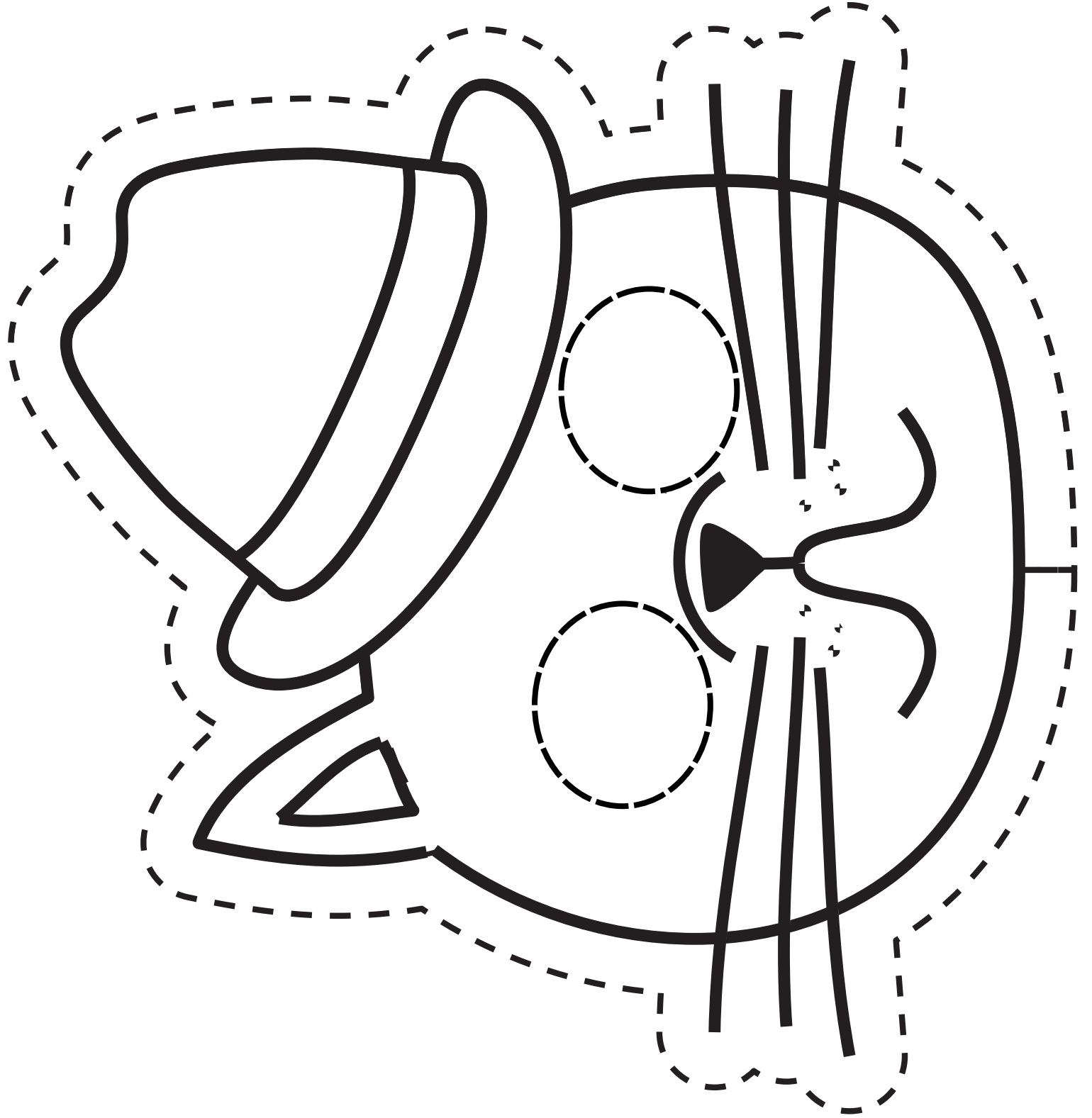




Maske yapıyoruz





Maske yapıyoruz






	ek	ak	ke	ka	kek	kel	kal	kale	kalk	leke	elek	kelek
--	----	----	----	----	-----	-----	-----	------	------	------	------	-------

Kurbağanın ağzına yapıştır.

















➤ Aşağıdaki harf etiketlerini defterinize yapıştırarak kullanabilirsiniz.



➤ Aşağıdaki harf etiketlerini defterinize yapıştırarak kullanabilirsiniz.



➤ Aşağıdaki harf etiketlerini defterinize yapıştırarak kullanabilirsiniz.



K k



K

k

